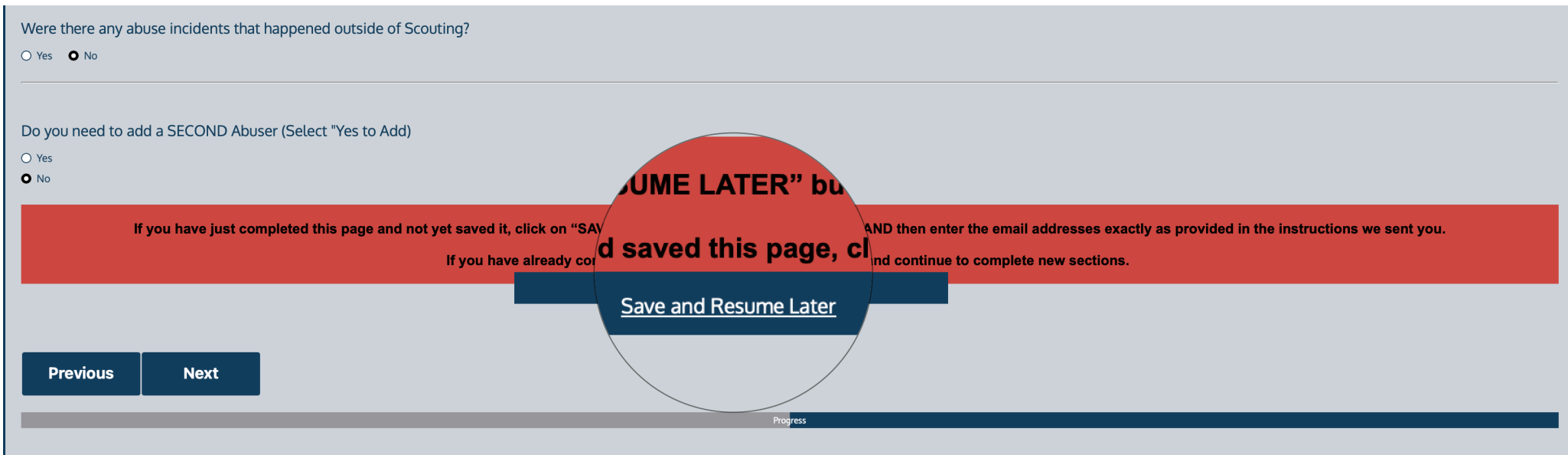


Final Stage of the Claim Process: A Comprehensive Guide

Introduction

Welcome and thank you for reaching this pivotal stage of the claim process. We appreciate your dedication and commitment. We're right here by your side, and together, we are close to crossing the finish line.

Understanding the “Save and Resume” Feature



The Save And Resume Later Button

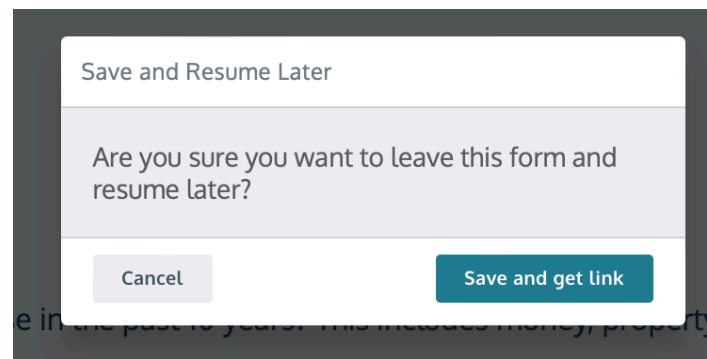
The 'Save and Resume' function is essential in safeguarding the work and emotional investment you've made in this claim. Prioritizing your privacy, our system operates without a database that might necessitate logins, thus eliminating potential security concerns. With our link system, your information remains confidential and only accessible to you. Remember: each link lasts just 30 days and only the latest link captures all your entries. It's crucial to save at every step and keep your link securely stored.

Page 1: The Basics

Begin with your primary details on Page 1. Input your contact and biographical information, then proceed by clicking 'Next.' If you come across an empty ID field, we've got it covered on our side.

Saving on Page 2

As Page 2, exploring more of your past, comes to an end, you'll notice the 'Save and Resume Later' feature. When you click on it, a popup will appear asking if you wish to leave the form and resume later. Confirm by clicking "Save and get link" to retain your inputs.



Managing Your Save Link

After choosing “Save and get link”, you'll be navigated to a page showcasing your distinctive link and a space to input email addresses. Ensure you enter the three email addresses we provided in our initial email: yours, our firm's, and a specialized address that links to your file. Once completed, click 'Send Save and Resume Link'.



Save and Resume Later

Please copy the link below and save it in a safe place. You can use this link any time within the next 30 days to resume answering questions on the form.

Without the link, the data you have entered cannot be retrieved, and you will have to start filling out the form at the beginning.

<https://DDLaw.formstack.com/forms/bsatrust?i-13747455-5WkEiPqKjX>

Want us to email you this link? Enter your email below and click 'Send save and resume link'.

charles@dandell.com, forms@dandell.com, Charles12345670@filevine.abc

Send save and resume link

How to Return to Your Form

Resuming is straightforward. Either press your browser's back button or access the saved link from your email. **Although the link directs you to Page 1, you can effortlessly progress to your last point by clicking 'Next' until you're back on track.**

Page 3: Scouting and Abusers Overview

Page 3 focuses on your ties with scouting and the particulars of the alleged abusers. This section is sensitive, and we encourage you to fill it meticulously. Please ensure you provide details about every abuser by using the "Yes to Add" option if needed.

The In-Depth Page 4

Here, you'll touch upon the eight abuse categories defined by the Trust. Honesty is crucial. Whenever you select 'Yes', an additional set of options unfolds. Fill out each relevant section, trying to avoid the "Do Not Recall" option unless necessary. Recognizing the repetitive nature of this section, it's imperative to save your progress at its end to prevent redoing this painstaking task.

Page 5 & 6: Assessing Abuse Impact

These pages dissect the abuse's overall influence on you. Page 5 addresses Mental Health, Physical Health, and Interpersonal relationships. If you affirm any of these aspects, an accompanying checkbox list will emerge. Please read and select accordingly. Save your progress after Page 5 and transition to Page 6.

9. Mental Health

Did the abuse affect your mental health in the following ways? (click Yes to see list)

Yes No

Please select each mental health impact the abuse caused for you:

- Substance abuse
- Anxiety
- Depression
- Post-traumatic stress disorder
- Addiction
- Embarrassment
- Fear
- Flashbacks
- Nightmares
- Sleep issues
- Sleep disturbances
- Exaggerated startle response
- Boundary issues
- Self-destructive behaviors
- Guilt
- Grief
- Homophobia
- Hostility
- Humiliation
- Anger
- Isolation
- Hollowness
- Regret
- Shame
- Sexual addiction
- Sexual problems
- Sexual identity confusion
- Low self-esteem or self-image
- Bitterness
- Suicidal ideation
- Suicide attempts
- Hospitalization or receipt of treatment

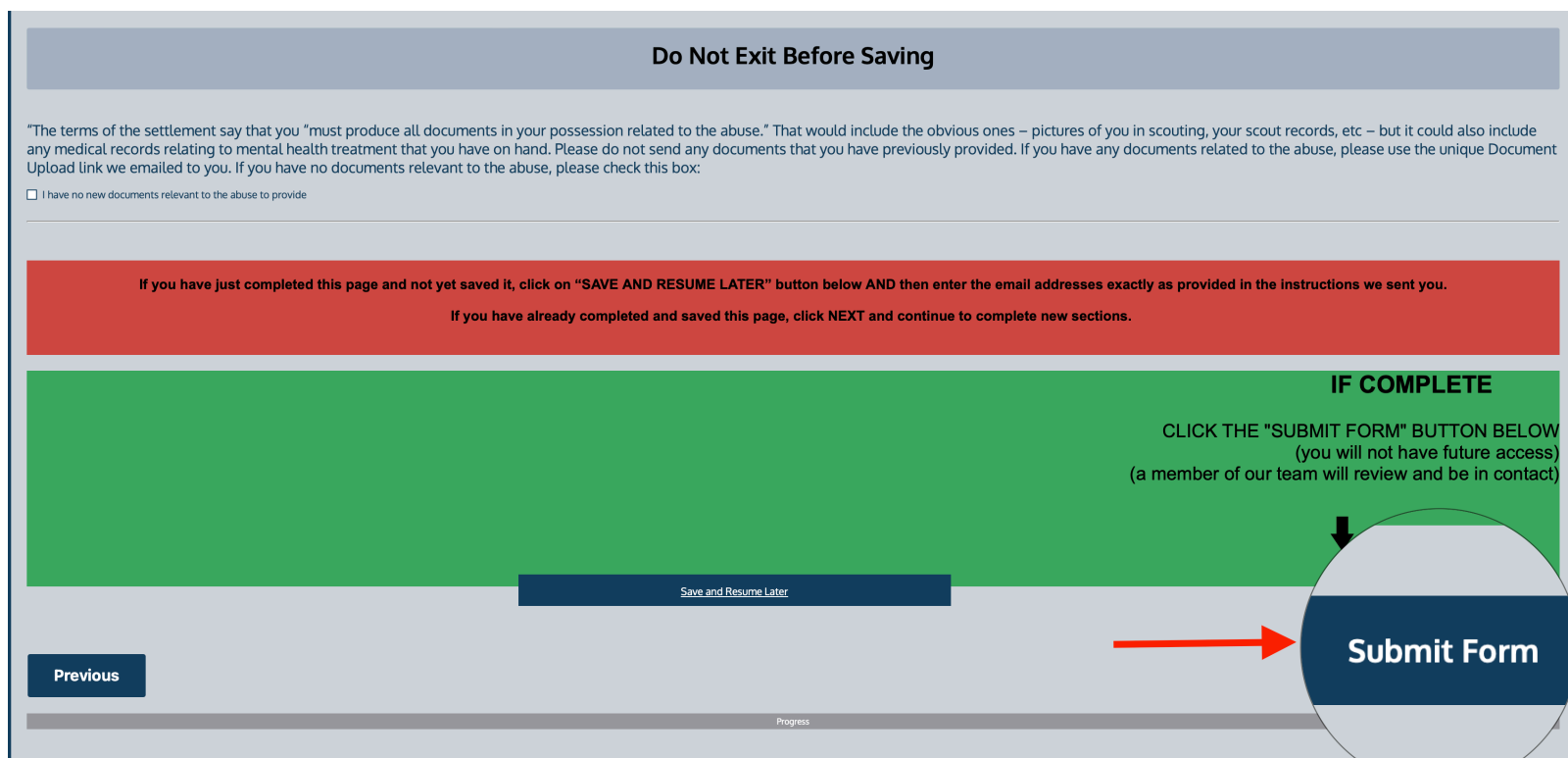
Check ALL that apply to you.

Concluding with Page 6

Congratulations on reaching the final page. Complete this section diligently, and remember to save your work one last time before hitting 'SUBMIT FORM'.

Final Thoughts

Upon completing Page 6, ensure you use the 'Save and Resume Later' function one last time. Securely store this link. Afterward, click 'SUBMIT FORM.' If for any reason it gets stuck, don't stress, you have the most recent link with contains an exact copy. Go there and submit it again. That should work quickly, but if you have any issues again just send us the final link and let us know you are having technical difficulties.



Do Not Exit Before Saving

"The terms of the settlement say that you "must produce all documents in your possession related to the abuse." That would include the obvious ones – pictures of you in scouting, your scout records, etc – but it could also include any medical records relating to mental health treatment that you have on hand. Please do not send any documents that you have previously provided. If you have any documents related to the abuse, please use the unique Document Upload link we emailed to you. If you have no documents relevant to the abuse, please check this box:

I have no new documents relevant to the abuse to provide

If you have just completed this page and not yet saved it, click on "SAVE AND RESUME LATER" button below AND then enter the email addresses exactly as provided in the instructions we sent you.

If you have already completed and saved this page, click NEXT and continue to complete new sections.

IF COMPLETE

CLICK THE "SUBMIT FORM" BUTTON BELOW
(you will not have future access)
(a member of our team will review and be in contact)

[Save and Resume Later](#)

[Previous](#)

Progress

Submit Form

The subsequent steps involve detailing your narratives and uploading documents. Let's move together towards justice and resolution. We're with you every step of the way.

Description of Abuse

The Settlement Trust is requesting that you write a narrative in your own words. With this mind please make sure you have the following in your narrative.

- Name
- How you ended up joining scouts
- Where did you attend scout meetings? (e.g. church, school, etc.)
- How long were you in scouts
- Approx what year did the abuse happen or how old were you
- Who was the abuser? (e.g., adult scout leader of your troop, fellow youth scout, etc.)
- What happened, what led up to it
 - How were you introduced to the abuser?
 - Where did the abuse happen the first time (e.g. camping trip, at the school we held weekly meetings, at a jamboree, etc.)
 - What was the abuse?
 - Where did he abuse you other times?
 - What was the abuse?
 - Were other persons involved?
 - Other adults?
 - Other scouts?
- When did the abuse stop?
- Why do you think the abuse stopped?
- What happened after the abuse stopped? (e.g., I quit scouting, I continued in another troop, etc.)

Describe the Abuse

Name
How you ended up joining scouts
Where did you attend scout meetings? (e.g. church, school, etc.)
How long were you in scouts
Approx what year did the abuse happen or how old were you
Who was the abuser? (e.g., adult scout leader of your troop, fellow youth scout, etc.)
What happened, what led up to it
How were you introduced to the abuser?
Where did the abuse happen the first time (e.g. camping trip, at the school we held weekly meetings, at a jamboree, etc.)
What was the abuse?
Where did he abuse you other times?
What was the abuse?
Were other persons involved?
Other adults?
Other scouts?
When did the abuse stop?
Why do you think the abuse stopped?
What happened after the abuse stopped? (e.g., I quit scouting, I continued in another troop, etc.)

How did the experience of the abuse affect you?

Here you might want to write about:
The immediate impact of the abuse (e.g. you isolated yourself, you stopped participating in school activities, etc.)
Whether it led you to try and forget by abusing alcohol or drugs.
How it affected your relationships with your friends, family, and future intimate partners.
How you think it impacted your life in general.

DO NOT LOSE YOUR HARD WORK
Click the "Save & Resume Later" Button below if there is still work to do.

IF COMPLETE
Click the "Submit Form" Button below.